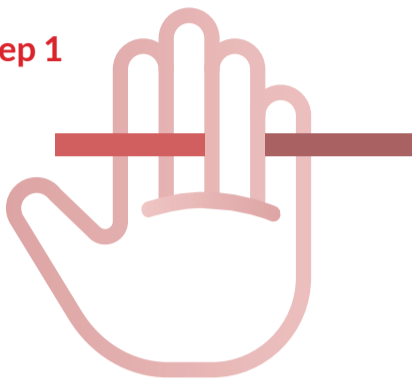


1. If you Don't have a Ring

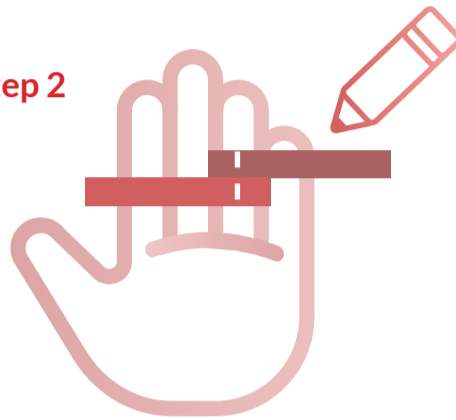
A thin strip of paper, a pen and a ruler

Step 1



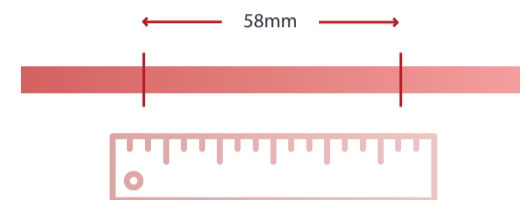
Wrap a thin strip of paper around your finger.

Step 2



Mark the meeting point with a pen.

Step 3



Measure the length with a ruler.

Sizes are for **Indian Scale**

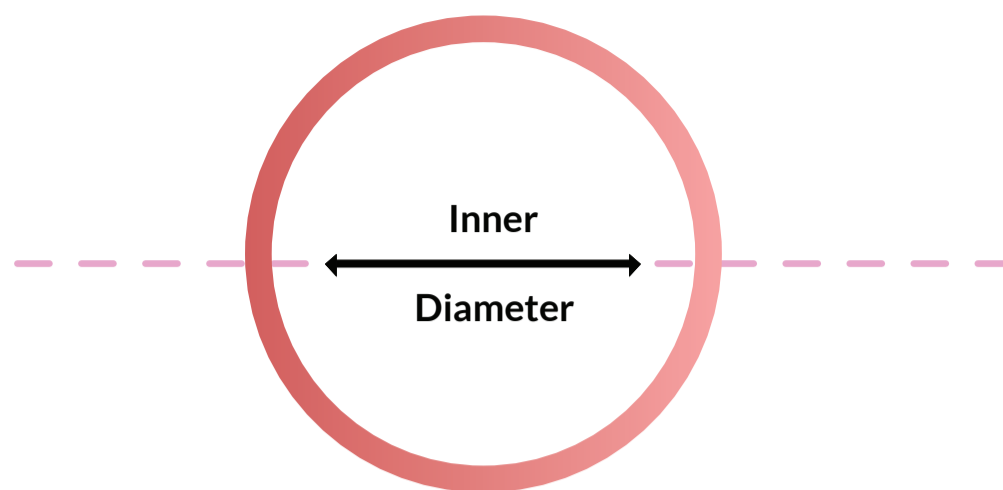
Ring size	Circumference	
	(mm)	(inches*)
6	45.9	1.81
7	47.1	1.86
8	48.1	1.89
9	49.0	1.93
10	50.0	1.97
11	50.9	2
12	51.8	2.04
13	52.8	2.08
14	54.0	2.13
15	55.0	2.16
16	55.9	2.2
17	56.9	2.24
18	57.8	2.28

Ring size	Circumference	
	(mm)	(inches*)
19	59.1	2.33
20	60.0	2.36
21	60.9	2.4
22	61.9	2.44
23	62.8	2.47
24	63.8	2.51
25	64.7	2.55
26	66.0	2.6
27	66.9	2.63
28	67.9	2.67
29	69.1	2.72
30	70.1	2.76

You now have the circumference of your ring, use the following chart to determine your ring size.

2. If you Have a Ring

1. Place the ring.
2. Measure the largest on the ruler.
3. Measure the distance from center between the inner edges of your ring.



You now have the inner diameter of your ring, use the following chart to determine your ring size.

Sizes are for **Indian** Scale

Ring size	Diameter (in mm)	Ring size	Diameter (in mm)
6	14.6	19	18.4
7	15.0	20	19.1
8	15.3	21	19.4
9	15.6	22	19.7
10	15.9	23	20.0
11	16.2	24	20.3
12	16.5	25	20.6
13	16.8	26	21.0
14	17.2	27	21.3
15	17.5	28	21.6
16	17.8	29	22.0
17	18.1	30	22.3
18	18.4		

*The measurement of Length is in millimeter as per Legal Metrology Act, 2009. For convenience of customers its conversion to length value is also reflected